

Specifications

Models S-60 J

Measurements	Metric	US
Working height maximum*	20.5 m	66 ft 10 in
Platform height maximum	18.5 m	60 ft 10 in
Horizontal reach maximum	12.3 m	40 ft 6 in
A Platform length - 8 ft model	0.91 m	3 ft
Platform length - 6 ft model	0.76 m	2 ft 6 in
B Platform width - 8 ft model	2.44 m	8 ft
Platform width - 6 ft model	1.83 m	6 ft
C Height - stowed	2.69 m	8 ft 10 in
D Length - stowed	9.70 m	8 ft 10 in
Length, transport (jib tucked)	7.16 m	23 ft 6 in
E Width	2.49 m	8 ft 2 in
F Wheelbase	2.44 m	8 ft
G Ground clearance - center, tyres	56.4 cm	1 ft 10 in

Productivity

Maximum lift capacity	300 kg	660 lb
Platform rotation	160°	
Turntable rotation	353°, non-continuous	
Turntable tailswing	1.57 m	5 ft 2 in
Vertical jib rotation	130° (+75°/-55°)	
Drive speed - stowed	4.82 km/h	3.0 mph
- elevated	1.09 km/h	0.68 mph
Turning radius - inside	5.61 m	18 ft 5 in
- outside	5.50 m	18 ft 2 in
Gradeability ** Max. slope rating, (uphill / downhill)	45% / 25%	
Controls	12V DC proportional	
Tyres, std	315/55D20	

Power

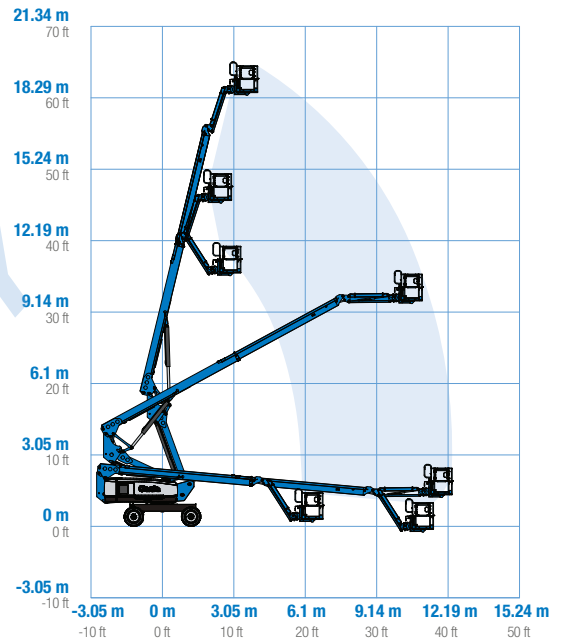
Power source	Deutz D 2011 L03i diesel, 3-cyl 49hp (37kW) Stage IIIA Kubota D1105 diesel, 3-cyl. 25 hp (19 kW) Stage IIIA & Stage V Kubota D1803 turbo diesel 3-cyl. 49 hp, (36 kW) Stage V	
Hydraulic tank capacity	79 L	21 gal
Hydraulic system capacity	95 L	25 gal
Fuel tank capacity	114 L	30 gal

Weight***	7,550 kg	16,650 lb
-----------	----------	-----------

Standards Compliance

EU Directives: 2006/42/EC - Machinery (harmonized standard EN 280:2013+A1:2015); 2004/108/EC (EMC); 2000/14/EC (Outdoor Noise)

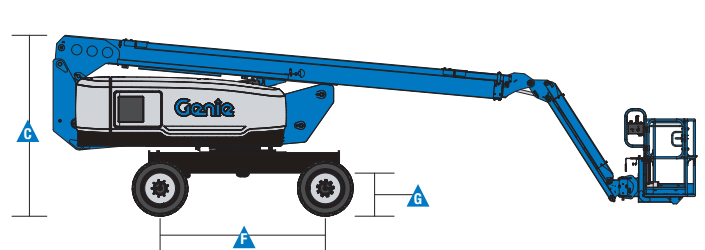
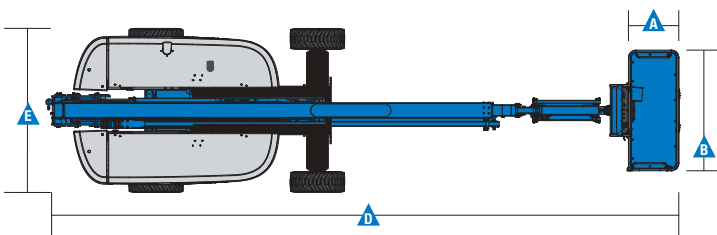
Range Of Motion S-60 J



* The metric equivalent of working height adds 2 m to platform height. U.S. adds 6 ft to platform height.

** Gradeability applies to driving on slopes. See operator's manual for details regarding slope ratings.

*** Weight will vary depending on options and/or country standards.



Features

Standard Features	Easily Configured To Meet Your Needs	Options & Accessories
-------------------	--------------------------------------	-----------------------

Measurements

S-60 J

- 20.5 m (66 ft 10 in) working height
- 12.3 m (40 ft 6 in) horizontal reach
- 300 kg (660 lb) lift capacity

Productivity

- Automatic envelope control
- Self-leveling platform
- 160° hydraulic platform rotation
- Thumb rocker steering
- Proportional joystick controls
- Hydraulic oil cooler
- Drive enable system
- Chassis tilt drive function cut-out
- AC power cord to platform
- Horn
- Hour meter
- Descent and tilt alarm
- Flashing beacon & travel alarm
- 353° non continuous turntable rotation
- Locking turntable covers
- Positive traction drive
- Two speed wheel motors
- Lift connect™ Telematics
- Lift Guard™ Contact Alarm
- Lift Tool™ Work Tray
- Techpro Link™ Connector Compatible

Power

- 12 V DC auxiliary power
- Anti-restart engine protection
- Auto engine fault shutdown
- Engine gauge display

Platform Options

- Steel 1.83 m (6 ft) dual-entry platform with side swing gate
- 2.44 m (8 ft) tri-entry platform with side swing gate (standard)

Jib

- 1.83 m (6 ft) jib

Engine Options

- Deutz D 2011 L03i diesel, 3-cyl. 49 hp (37kW) Stage IIIA
- Kubota D1105 diesel, 3-cyl. 25 hp (19 kW) Stage IIIA & Stage V
- Kubota D1803 turbo diesel 3-cyl. 49 hp (36 kW) Stage V

Drive

- 4 x 4

Axle

- Active oscillation (standard)

Tyre Options

- Rough terrain foam-filled (standard)
- Rough terrain non-marking (foam-filled)

Productivity Options

- Lift Guard™ Half and Full mesh platform⁽¹⁾
- Platform auxiliary top rail
- Airline to platform⁽¹⁾
- Power to platform: plug, socket, with optional Residual-current Circuit Breaker with Overcurrent protection⁽²⁾
- Lights package (2 on chassis, 2 on platform)⁽¹⁾
- Biodegradable hydraulic oil⁽¹⁾
- Hostile environment kit⁽¹⁾: cylinder bellows, boom wiper seals, platform and ground control box cover
- Deluxe hostile environment kit⁽¹⁾: adds to basic kit center turntable shield, ring gear guard, tail pipe guard, engine cover flaps and air pre-cleaner)
- Panel cradle package
- Lockable platform & ground control box covers
- Genie® Tech Pro™ Link Hand-held Diagnostics Device

Power Options

- Lift Power™ 3kW AC generator, 110V/50Hz or 220V/50Hz
- EMEAR Cold Start kit: Inc. Engine heater & battery charger
- Diesel air intake pre-cleaner⁽¹⁾
- Positive air shutdown system



(1) Factory-fit option only
(2) Not available if a generator is selected

Europe, Middle East, Africa and Russia Region

United Kingdom and Europe, T: +44 800 988 3739 (toll free) or +31 165 519 349

Middle East, Southern Africa, Russia and Turkey, T: +971 4 399 0381

Visit www.genielift.com/en-gb/about-genie/locations to view our global locations list

Worldwide Manufacturing And Distribution

Australia · Brazil · Caribbean · Central America · China · France · Germany · Italy · Japan · Korea · Mexico · Russia · Southeast Asia · Spain · Sweden · United Arab Emirates · United Kingdom · United States

Product specifications and prices are subject to change without notice or obligation. The photographs and/or drawings in this document are for illustrative purposes only. Refer to the appropriate Operator's Manual for instructions on the proper use of this equipment. Failure to follow the appropriate Operator's Manual when using our equipment or to otherwise act irresponsibly may result in serious injury or death. The only warranty applicable to our equipment is the standard written warranty applicable to the particular product and sale and we make no other warranty, express or implied. Products and services listed may be trademarks, service marks or trade names of Terex Corporation and/or their subsidiaries in the USA and many other countries. Genie is a registered trademark of Terex South Dakota, Inc. © 2020 Terex Corporation.

