


STEIGER® TU 285

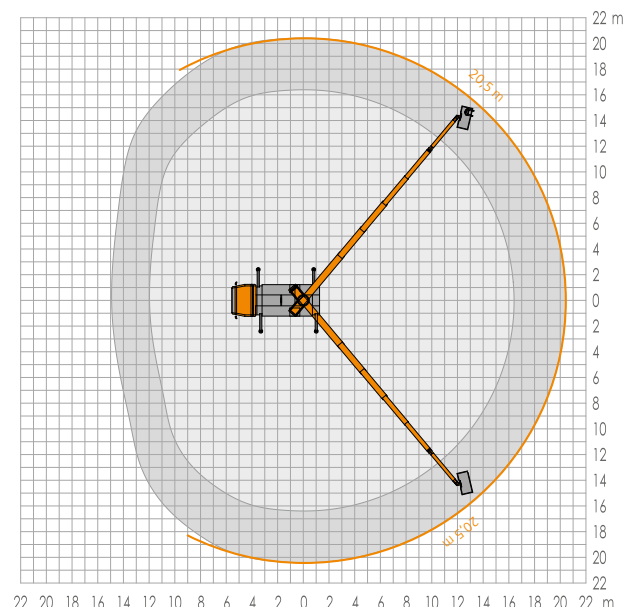
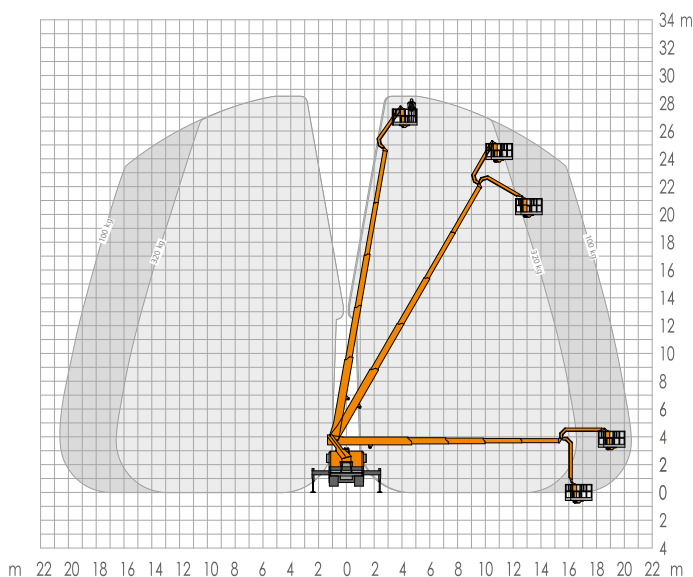


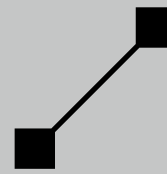
To learn more visit: www.ruthmann.de/tu285en

RUTHMANNSTEIGER® TU 285
The compact city platform!



- 28.5 m working height
 - 20.5 m lateral reach
 - 180° upper boom swivelling range
 - 320 kg work cage capacity
 - Overall length of just 6.96 m
 - 2 x 90° cage rotation
 - Permissible inclination: 5°
 - Tower and boom system made of high-strength, fine-grained steel using proven multi-bevelled technology
- Truck can be positioned closer to objects than ever before because of the new rear-mounted tower
 - Innovation: with the fully redesigned upper boom, objects can be approached with utmost sensitivity and precision. Work can also be carried out behind objects without any degree of difficulty





STEIGER® TU 285

The new CITY-STEIGER® TU 285 – mounted on a 7.49 t chassis – is the perfect work platform for cramped, inner city conditions. Assignments include: façade maintenance, industrial cleaning, roof repair, and paint jobs.

The extremely compact TU 285 features a 28.50 m working height and 20.50 m lateral reach. This exciting new model has an overall length of just 6.96 m, a short 3.60 m wheelbase, and is only 3.69 m high.

The CITY-STEIGER® TU 285 has **many special technical features**. The popular and time-tested multi-bevelled tower and boom system have also been adopted on this model. What's new? **The tower section is now located at the rear** and the upper boom has been newly designed. The operator is able to approach objects with unprecedented sensitivity and precision.

The **newly designed upper boom is exceptionally long**. The extended upper boom can easily be manoeuvred over objects so that work can be carried out behind hard-to-reach objects. The truck itself can also be positioned extremely close to the desired object.

Our **TU 285** comes equipped with many exciting standard features. This includes the popular horizontal/vertical support system and a variety of features found in/on the work cage. The start-stop mechanism, cage rotation device, memory function, etc. are all standard features. The **TU 285** can be controlled from the control panel in the work cage or the alternate control on the passenger side. This innovative new STEIGER® model can carry out assignments on sloped surfaces of up to 5°.












Optionally available: outrigger controls located at the rear on both sides of the vehicle and the fully-variable support mechanism. Depending on the position of the individual outrigger, the state-of-the-art electronic control system enables dynamic range adaption for maximum operational safety and efficiency.

The work cage – 1.70 m x 0.86 m in size – is also standard equipment on the **TU 285**. It has an impressive 320 kg carrying capacity. The interchangeable work cage system and/or larger work cage (2.10 m x 0.86 m) are available upon request. The new work cage is 1.80 sq. metres **bigger than the standard cage**. Last but not least, the CITY-STEIGER® TU 285 can be mounted onto a great variety of truck makes and models.

The CITY-STEIGER® TU 285 leaves nothing to be desired!



RUTHMANNSTEIGER® TU 285

	Working height	28.50 m		Total length ≥	6.96 m
	Lifting height	26.50 m		perm. siting inclination	5°
	Lateral Outreach	20.50 m		Perm. total weight ≥	7,490 kg
	Working cage size	1.70 x 0.86 m		Range of rotation	540°
	Working cage capacity	320 kg		Swivelling angle of upper boom	180°
	Total height ≥	3.69 m			